



# BRICKS *for the* FUTURE

*Bespoke Range*



The Bespoke Brick collection features elongated, long-format bricks designed to create striking architectural statements. Made in Australia and sustainability certified, this premium range is ideal for luxury builds and crafted to meet exclusive project requirements.



[islandblock.com.au](http://islandblock.com.au)

# BESPOKE RANGE

390mm L x 110mm W x 60mm High



Carbon Neutral verified, the elongated Bespoke Brick range is provided for the architecturally inspired aiming to make a design statement.



Pewter ECO Refined Finish


\*Colours are indicative only. Free Samples Available.



Almond ECO



Ash ECO




Auburn ECO



Charwood ECO



Ebony ECO



Graphite



**Almond ECO Smooth Finish**



**Mist ECO**



**Pearl ECO**



**Pewter ECO**



**Pure White**




**Storm Grey ECO**



**Whisper White  
ECO**



**Brick Dimensions:** 390mm Long x 110mm Wide x 60mm High (36 per m2)  
**Working Dimensions:** AS 4455.1 2008: + or - 2mm Dimensional Tolerance  
**Recommended Mortar per AS 3700:** 1GP Cement + 1 Lime + 6 Clean Sand  
**Unconfined Compressive Strength:** > 15 MPa  
**Material Density:** 2150 Kg/m3  
**Average Dry Mass:** 4200 g, 4.2kg each  
**No. Per Pallet:** 450



**Fire rating:** FRL Integrity/Insulation 120 mins. Deemed to comply as non-combustible for Bushfire prone areas, designed with accordance to AS3959 as applicable under the NCC 2019 Part G5.1:

**Exposure Grade & Salt Attack Resistant:** Suitable for severe marine environment- less susceptible for salt attack. Severe marine environments- defined as within 1 km of a surf coast or up to 100 metres from a non-surf coast in accordance with AS/ NZS 4456.10

## CONTACTS

**ISLAND BLOCK & PAVING**  
 16525 Midland Highway,  
 Breadalbane,  
 Tasmania 7300

**ISLAND BLOCK & PAVING**  
 41 Howard Road,  
 Glenorchy,  
 Tasmania 7010

**ISLAND BLOCK & PAVING**  
 8 Metrolink Circuit,  
 Campbellfield,  
 Victoria 3061

**ISLAND BLOCK & PAVING**  
 24/7 Display Only  
 16 River Road, Burnie  
 Tasmania 7320

3 Stony Rise Rd, Spreyton  
 Tasmania 7310

TASMANIA

VICTORIA

SOUTH AUSTRALIA

NEW SOUTH WALES

DISTRIBUTOR LIST: [islandblock.com.au/distributors](http://islandblock.com.au/distributors)

**FREECALL 1800 004 499**

Email: [sales@islandblock.com.au](mailto:sales@islandblock.com.au)  
[islandblock.com.au](http://islandblock.com.au)

*"No one knows Bricks, Blocks & Pavers better"*





# BRICKS *for the* FUTURE


## Bespoke Range

### DATA SHEET


- 36 Bespoke bricks per m<sup>2</sup>
- 450 Bespoke bricks per pallet
- Exposed finished bricks have the exposed surface finish on one face & one end of each brick supplied.
- Refined finish bricks have the refined finish on one face only.
- Refined finish Corner/Sill bricks 310mm long are available with a Refined finish on one face and one end for external corners and window sills, available for an additional cost + the brick price. 15 bricks required per lineal metre. The 310mm long corner bricks are required to build corners when using a stretcher bond pattern, see detail below.
- Refined finish bricks 390mm long. Refined finished one face + one end are available for additional cost + brick price, these can be used for window & door reveals if required (not recommended by the supplier as deemed unnecessary). 15 bricks required per lineal metre. These can be used for external corners for offset bond. The 390mm long bricks are required to build corners when using an offset bond pattern, see detail below.

### BESPOKE BRICK DIMENSIONS

**BESPOKE BRICK**  
390mm(L) x 110mm(W) x 60mm(H)



**BESPOKE CORNER/SILL BRICK**  
310mm(L) x 110mm(W) x 60mm(H)

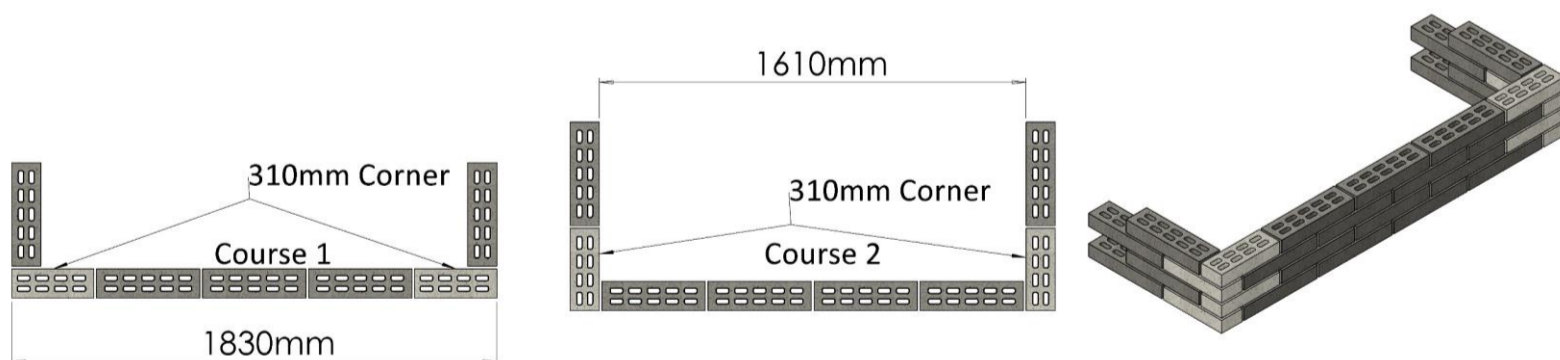



---

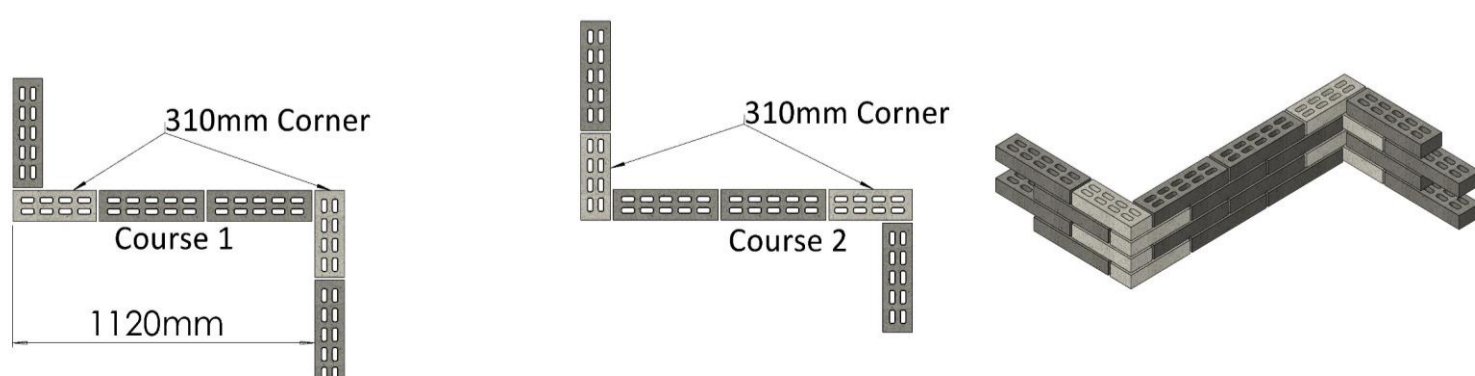
### BESPOKE BRICK SETOUT- STRETCHER BOND PATTERN

“External to External” corners, measure multiples of 200mm + (30mm)

“Internal to Internal” corners, measure multiples of 200mm + (10mm)



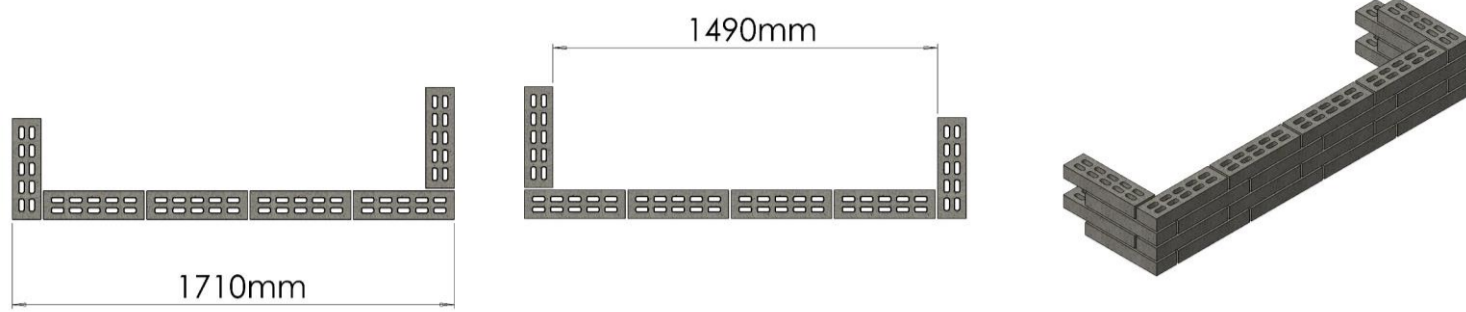
“External to Internal” corners, measure multiples 200mm + (120mm)



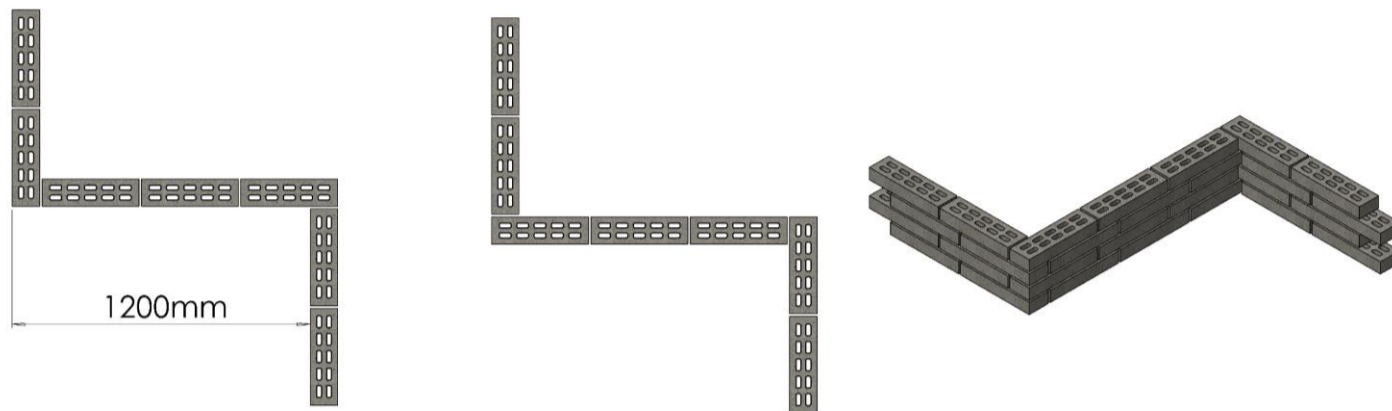
**BESPOKE BRICK SETOUT- OFFSET BOND PATTERN**

“External to External” corners, measure multiples of 400mm + (110mm)

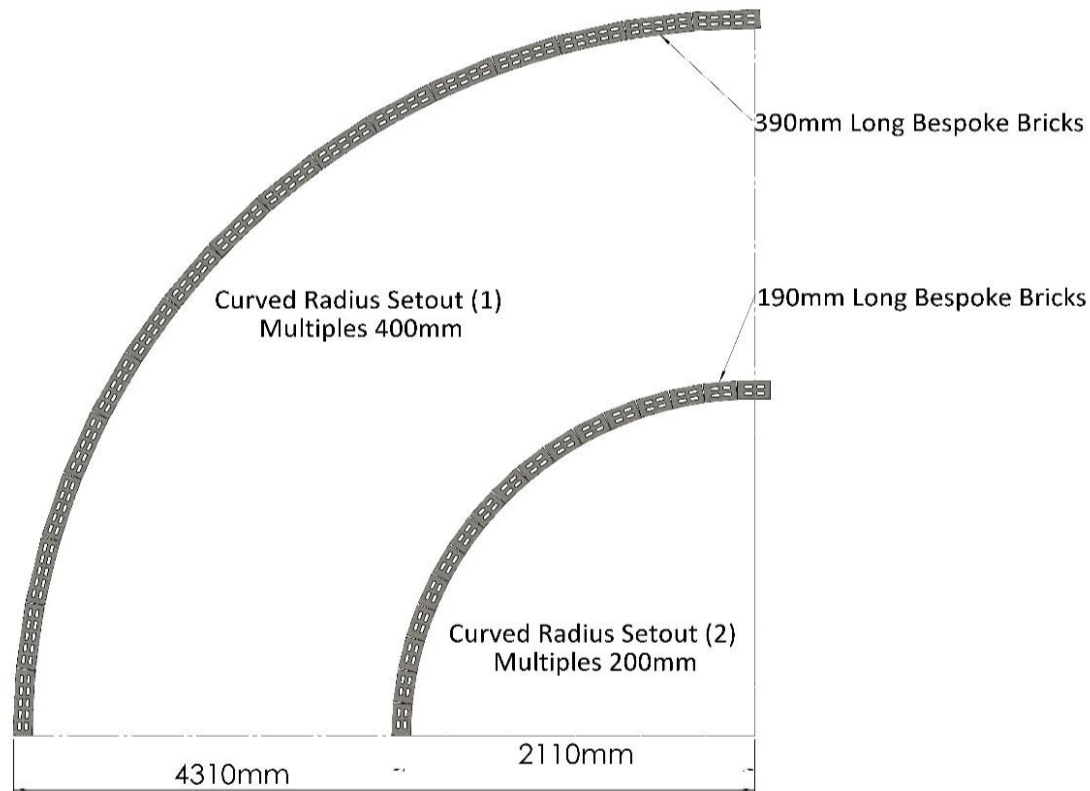
“Internal to Internal” corners, measure multiples of 400mm - (110mm)




“External to Internal” corners, measure multiples of 400mm



**BESPOKE BRICK- MINIMUM RADIUS DETAIL**



**BESPOKE BRICK VENT DETAIL**



FURTHER INFORMATION

Island Block & Paving - Freecall 1800 004 499 - islandblock.com.au - sales @islandblock.com.au

**“No one knows Bricks, Blocks & Pavers better”**